





District Health Assessment for Multiple District 411 through June 2025

 Status/ Number of Months in Status *		Clubs							Membership							Member Strength		Cancellation		Reports			Finance	Leadership			
		Active Clubs	Clubs in Status Quo	Total Clubs	% Status Quo Clubs in Financial Suspension	New Clubs	Cancelled Clubs	YTD Net Club Gain/ Loss	Current Members In Active Clubs	Current Members In Status Quo Clubs	Current Total Members Count	YTD Add	YTD Drop	YTD NetGrowth (includes Active and Status Quo)	YTD NetGrowth% (includes Active and Status Quo)	Member Count 12 Months Ago	Average Member Count Per Club	% of Clubs with less than 20 members	Average Cancelled Club Age	Members Lost Due to Cancelled Clubs	% of Clubs Reporting Service	% No MMR in 3 Months	% No Officer Report in 12 months	% of Clubs with balance 90+ days	Number of Zone Chairs Recorded	Number of Region Chairs Recorded	District Officers Vacancies **
411 A		65	0	65	0%	11	8	3	1711	0	1711	608	568	40	2.39%	1,671	26	38%	9	200	83%	31%	0%	9%	14	0	
411 B		60	0	60	0%	9	4	5	2248	0	2248	830	542	288	14.69%	1,960	37	27%	9	77	93%	8%	0%	12%	13	4	
411 C P		19	0	19	0%	0	4	-4	478	0	478	121	154	-33	-6.46%	511	25	26%	23	43	95%	21%	0%	5%	6	0	
		144	0	144	0%	20	16	4	4437	0	4437	1559	1264	295	7.12%	4,142	31	32%	13	320	89%	20%	0%	10%	33	4	




District Health Assessment for Multiple District 412 through June 2025

	Clubs								Membership							Member Strength		Cancellation		Reports			Finance	Leadership			
	Status/ District Name	Number of Months in Status *	Active Clubs	Clubs in Status Quo	Total Clubs	% Status Quo Clubs in Financial Suspension	New Clubs	Cancelled Clubs	YTD Net Club Gain/ Loss	Current Members In Active Clubs	Current Members In Status Quo Clubs	Current Total Members Count	YTD Add	YTD Drop	YTD NetGrowth (includes Active and Status Quo)	YTD NetGrowth% (includes Active and Status Quo)	Member Count 12 Months Ago	Average Member Count Per Club	% of Clubs with less than 20 members	Average Cancelled Club Age	Members Lost Due to Cancelled Clubs	% of Clubs Reporting Service	% No MMR in 3 Months	% No Officer Report in 12 months	% of Clubs with balance 90+ days	Number of Zone Chairs Recorded	Number of Region Chairs Recorded
412 A	T(22)	52	0	52	0%	3	7	-4	803	0	803	213	380	-167	-17.22%	970	15	69%	12	139	65%	33%	6%	10%	13	3	
412 B	T(24)	26	1	27	100%	1	1	0	558	23	581	115	82	33	6.02%	548	21	48%	19	14	44%	48%	11%	7%	0	0	
		78	1	79	100%	4	8	-4	1361	23	1384	328	462	-134	-8.83%	1,518	18	62%	13	153	58%	38%	8%	9%	13	3	




District Health Assessment for District 413 through June 2025

		Clubs							Membership							Member Strength		Cancellation		Reports			Finance	Leadership			
District Name	Status/ Number of Months in Status *	Active Clubs	Clubs in Status Quo	Total Clubs	% Status Quo Clubs in Financial Suspension	New Clubs	Cancelled Clubs	YTD Net Club Gain/ Loss	Current Members In Active Clubs	Current Members In Status Quo Clubs	Current Total Members Count	YTD Add	YTD Drop	YTD NetGrowth (includes Active and Status Quo)	YTD NetGrowth% (includes Active and Status Quo)	Member Count 12 Months Ago	Average Member Count Per Club	% of Clubs with less than 20 members	Average Cancelled Club Age	Members Lost Due to Cancelled Clubs	% of Clubs Reporting Service	% No MMR in 3 Months	% No Officer Report in 12 months	% of Clubs with balance 90+ days	Number of Zone Chairs Recorded	Number of Region Chairs Recorded	District Officers Vacancies **
413		48	0	48	0%	1	1	0	1319	0	1319	230	256	-26	-1.93%	1,372	27	33%	8	15	67%	15%	0%	25%	12	4	
		48	0	48	0%	1	1	0	1319	0	1319	230	256	-26	-1.93%	1,372	27	33%	8	15	67%	15%	0%	25%	12	4	



District Health Assessment for Ident 5947 - SOMALIA - UND through June 2025

<div></div> <div>Status/ District Name of Months in Status *</div>		Clubs							Membership							Member Strength		Cancellation		Reports			Finance	Leadership			
		Active Clubs	Clubs in Status Quo	Total Clubs	% Status Quo Clubs in Financial Suspension	New Clubs	Cancelled Clubs	YTD Net Club Gain/ Loss	Current Members In Active Clubs	Current Members In Status Quo Clubs	Current Total Members Count	YTD Add	YTD Drop	YTD NetGrowth (includes Active and Status Quo)	YTD NetGrowth% (includes Active and Status Quo)	Member Count 12 Months Ago	Average Member Count Per Club	% of Clubs with less than 20 members	Average Cancelled Club Age	Members Lost Due to Cancelled Clubs	% of Clubs Reporting Service	% No MMR in 3 Months	% No Officer Report in 12 months	% of Clubs with balance 90+ days	Number of Zone Chairs Recorded	Number of Region Chairs Recorded	District Officers Vacancies **
Ident 5947 - SOMALIA		3	0	3	0%	0	0	0	53	0	53	1	1	0	0.00%	53	18	67%	0	0	0%	67%	0%	33%	0	0	
		3	0	3	0%	0	0	0	53	0	53	1	1	0	0.00%	53	18	67%	0	0	0%	67%	0%	33%	0	0	

* - District Status: P - Provisional, T - Transitional.
** - District Officers Vacancies: DG - District Governor, 1st VDG - First Vice District Governor, 2nd VDG - Second Vice District Governor.